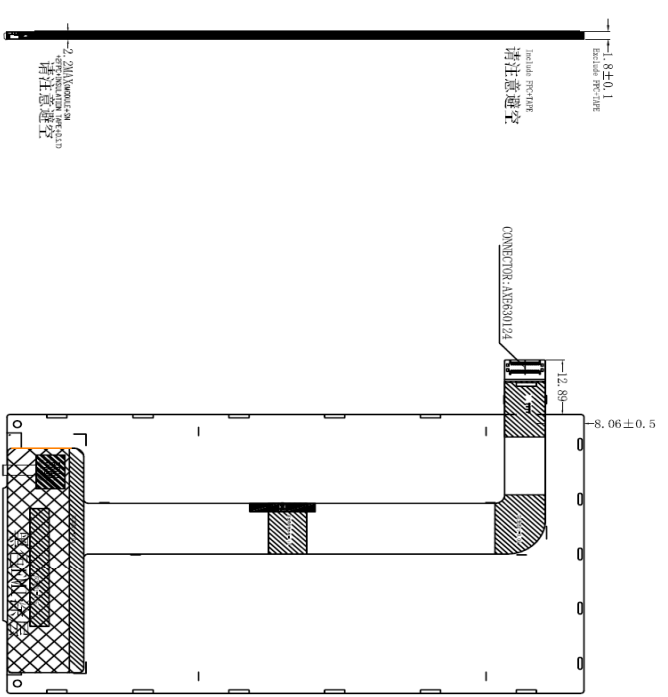
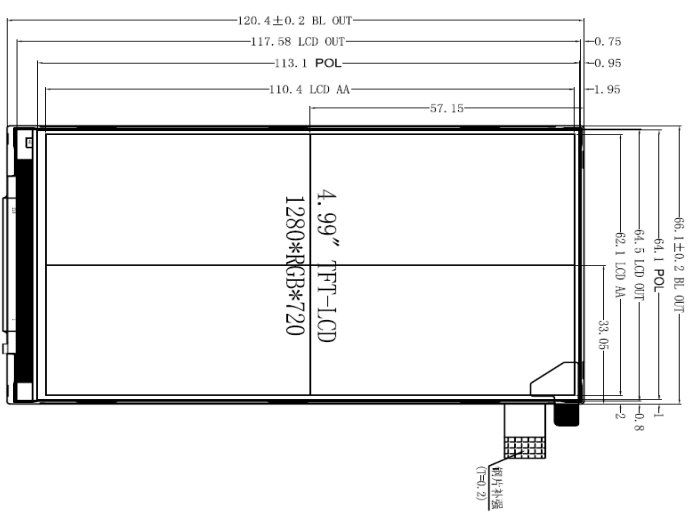
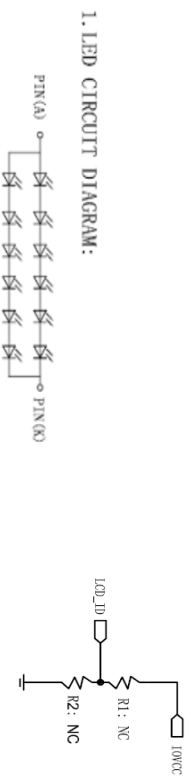


PIN NO.	SYMBOL	DESCRIPTION
1	VDD	2.8V
2	VDD	1.8V
3	LED	A
4	LED	K
5	LPFB	
6	LRSTB	
7	LCK_ID	
8	NC	
9	NC	
10	GND	
11	NC	
12	NC	
13	GND	
14	NC	
15	NC	
16	MP1	TP1
17	MP1	TPN
18	GND	
19	MP1	TPP0
20	MP1	TDN0
21	GND	
22	MP1	TDPI
23	MP1	TDNI
24	GND	
25	MP1	TD2
26	MP1	TDN2
27	GND	
28	MP1	TD3
29	MP1	TDN3
30	GND	



产品FPC弯折示意图
FPC弯折出货



1. LED CIRCUIT DIAGRAM:

- NOTES:
1. General Tolerance:±0.3
 2. () reference dimension.
 3. Recommended case open area should be less than module V.A
 4. Recommended cushion adherent area: TP V.A+1.6mm
 5. RoHS must be compliant.

DRAWN		TITLE	
ME.CHECKED		MODULE SPEC.	
EE.CHECKED		DRAWING NO.	
APPROVED		JT500MAHIV01	
CUSTOMER'S APPROVAL		UNIT	mm
DATE		SCALE	F1T
2017.01.01		3rd Angle	SHEET 1 OF 1
SIGN		JASONIC TECHNOLOGY LIMITED	
AMENDMENT		First issue	
VEER.		SYMBOL	